

4

3

2

1

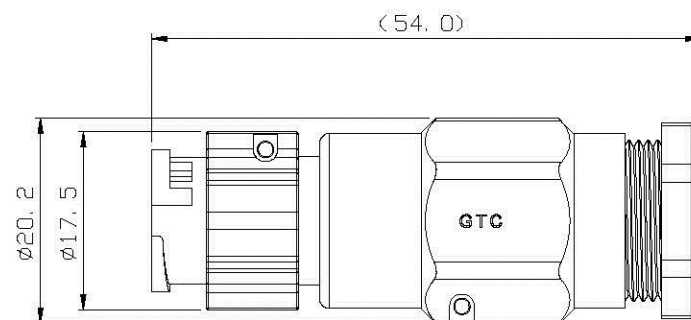
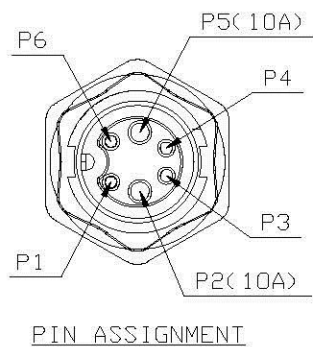
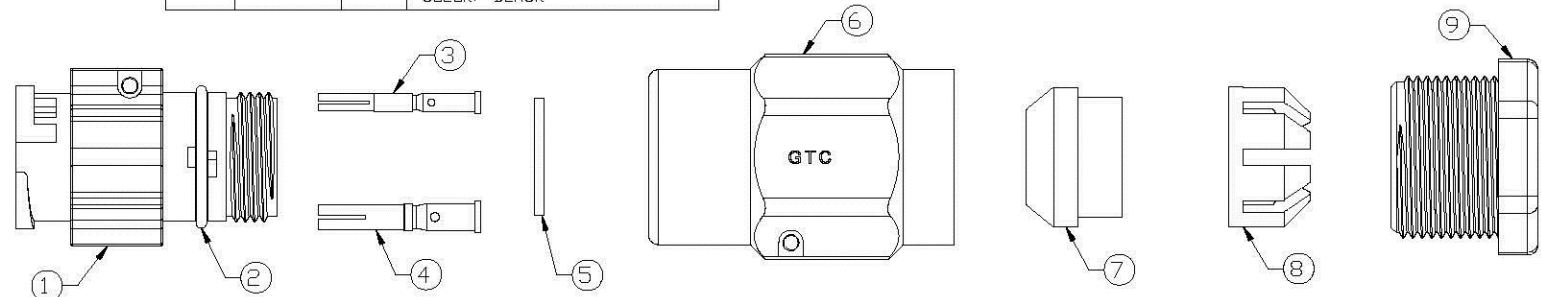
NOTES: (UNLESS OTHERWISE SPECIFIED)

1. IP67
2. GLAND NUT TORQUE:
2.5 TO 3.0 Kg-cm TIGHTENING TORQUE.
3. CABLE DIAMETER: 5 to 7 mm

ITEM	NAME	Q'TY	DESCRIPTION
1	HOUSING	1	THERMAL PLASTIC UL94 V-0 COLOR: BLACK
2	O RING	1	SILICON COLOR: RED
3	5A PIN	4	COPPER ALLOY FINISH: GOLD
4	10 PIN	2	COPPER ALLOY FINISH: GOLD
5	GASKET	1	
6	COVER	1	THERMAL PLASTIC UL94 V-0 COLOR: BLACK
7	GLAND	1	SILICON COLOR: GREEN
8	CAGE	1	THERMAL PLASTIC UL94 V-0 COLOR: WHITE
9	GLAND NUT	1	THERMAL PLASTIC UL94 V-0 COLOR: BLACK

REV	ECNH	DESCRIPTION OF REVISION	
01		PRELIMINARY	011609

GTC
R&D DEPT. ISSUE
JAN.16.2009
ONLY FOR
RELEASE



METRIC

Allconnectors
www.allconnectors.de info@allconnectors.de
Tel: 0640 743 700053 Fax: 0640 743 700054
71179 Lillersbach - Germany allconnectors.de

DRAFTER: Karen DATE: 01/16/09

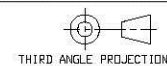
DESIGNER: Robbie DATE: 01/16/09

NOTICE OF PROPRIETARY PROPERTY:
THE INFORMATION CONTAINED HEREIN IS THE PROPRIETARY PROPERTY OF GT CONTACT CO., LTD. THE POSSESSOR AGREES TO THE FOLLOWING:
(I) TO MAINTAIN THIS DOCUMENT IN CONFIDENCE
(II) NOT TO REPRODUCE OR COPY IT
(III) NOT TO REVEAL OR PUBLISH IT IN WHOLE OR PART
(IV) ALL RIGHTS RESERVED

DIMENSIONS ARE IN MILLIMETERS
TOLERANCES

X.X ±0.5
X.XX ±0.20
X.XXX ±0.05
ANGLES ±0.5°

DO NOT SCALE DRAWINGS



SIZE
B

SCALE

N/A

SHT 1 OF 1

TITLE

C2 cable to cable female
(10+5)A (2+4)P assembly type

DRAWING NUMBER

GT152284-26060

REV.

01

4

3

2

D

D

C

C

B

B

A

A